





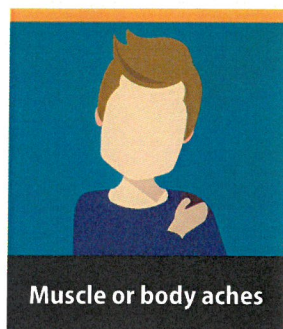






Please read before entering.


IF YOU HAVE



Please call our office before coming inside.
Clinic Phone # _____

The clinic staff may ask you to wear a mask or use tissues to cover your cough.

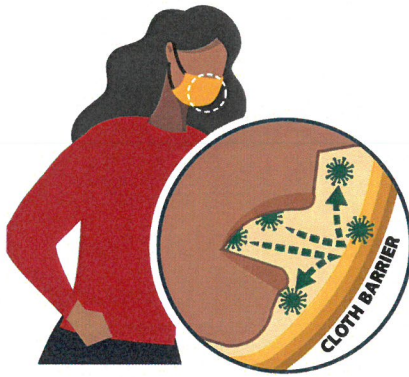
Thank you for helping us keep our patients and staff safe.



How to Safely Wear and Take Off a Cloth Face Covering

WEAR YOUR FACE COVERING CORRECTLY

- Wash your hands before putting on your face covering
- Put it over your nose and mouth and secure it under your chin
- Try to fit it snugly against the sides of your face
- Make sure you can breathe easily
- Do not place a mask on a child younger than 2




USE THE FACE COVERING TO PROTECT OTHERS

- Wear a face covering to protect others in case you're infected but don't have symptoms
- Keep the covering on your face the entire time you're in public
- Don't put the covering around your neck or up on your forehead
- Don't touch the face covering, and, if you do, clean your hands

FOLLOW EVERYDAY HEALTH HABITS

- Stay at least 6 feet away from others
- Avoid contact with people who are sick
- Wash your hands often, with soap and water, for at least 20 seconds each time
- Use hand sanitizer if soap and water are not available



TAKE OFF YOUR CLOTH FACE COVERING CAREFULLY, WHEN YOU'RE HOME

- Untie the strings behind your head or stretch the ear loops
- Handle only by the ear loops or ties
- Fold outside corners together
- Place covering in the washing machine
- Wash your hands with soap and water




Cloth face coverings are not surgical masks or N-95 respirators, both of which should be saved for health care workers and other medical first responders.

For instructions on making a cloth face covering, see:

cdc.gov/coronavirus

GERMS


are all around you.



Stay healthy.
Wash your hands.



KEEP
CALM
AND
WASH
YOUR
HANDS



U.S. Department of
Health and Human Services
Centers for Disease
Control and Prevention